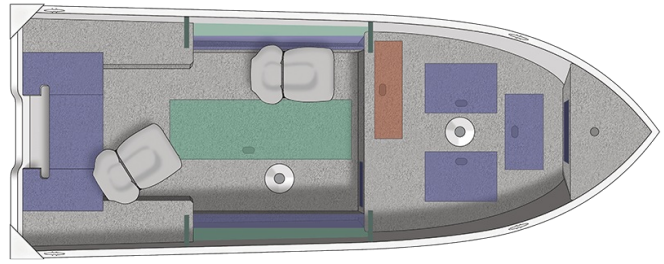


## 1650 Discovery Tiller



### Specs

#### GENERAL

#### 1650 DISCOVERY TILLER

Overall Length	16' 6"	5.03 m
Boat/Motor/Trailer Length	21' 6"	6.55 m
Boat/Motor/Trailer Width	6' 4"	1.93 m
Boat/Motor/Trailer Height	5' 9"	1.75 m
Beam	75.5"	192 cm
Chine Width	58"	147 cm
Max Depth	33.5"	85 cm
Max Cockpit Depth	21.5"	55 cm
Transom Height	20"	51 cm
Deadrise	6°	
Weight (Boat only, dry)	875#	397 kg
Max Weight Capacity	1,250#	567 kg
Max Person Capacity	5	
Max HP Capacity	60	
Fuel Capacity	Portable	
Aluminum Gauge Bottom	.090"	
Aluminum Gauge Sides	.080"	
Aluminum Gauge Transom	.100"	

#### HULL

Aluminum gauge bottom	.090"
Aluminum gauge sides	.080"
Aluminum gauge transom	.100"

### Features

#### CONSOLE/INSTRUMENTATION

Switch panel w/circuit breakers




Master power switch

#### FLOORING

Carpet, 16 oz. marine-grade, w/Limited Lifetime Warranty treated panel

### Colors

#### STANDARD

-  Black Metallic base w/Black Metallic accent & Gray interior
-  Silver Metallic base w/Silver Metallic accent & Gray interior
-  Summit White base w/Summit White accent & Gray interior

#### OPTIONAL

-  Olive drab exterior & interior w/Mossy Oak Shadowgrass upholstery & tan vinyl flooring (cockpit & decks)
-  Silver Metallic base w/Black Metallic accent & Gray interior
-  Silver Metallic base w/Blue Flame Metallic accent & Gray interior
-  Summit White base w/Red Flame Metallic accent & Gray interior
-  Summit White base w/Silver Metallic accent & Gray interior

## SEATING

Seat, Deluxe w/ fixed pedestal base (1)

Seat, Deluxe w/ pedestal (1)

Pedestal floor bases (4)

## STORAGE/CONVENIENCE

Storage cubby (foredeck)

Storage compartments (port and starboard, bow)

Storage, open (under starboard platform, bow)

Storage, open (port and starboard cockpit)

Storage compartment, battery & portable fuel tank (port, stern)

Storage compartment (can fit 2nd portable fuel tank) (starboard, stern)

Trolling motor battery storage compartment (12V system compatible) (bow)

## ROD STORAGE

Rod rack, quick access system (port) (2 rods @ 9' capacity)

Rod rack, quick access system (starboard) (2 rods @ 9' capacity)

Rod storage (center, lockable, in-floor) (4 tubes @ 8'6" capacity)

## LIVEWELLS/BAITWELLS

Livewell, 11 gal. aerated (bow) (33.5Lx9.5Wx8D)

## INTERIOR FEATURES

Bilge pump (manual)

Lanyard, ignition stop switch

Level flotation

Light, navigation

## EXTERIOR FEATURES

Hull, 4 piece aluminum all-welded, variable degree deadrise

Keel, extruded full length, welded (center)

Reverse chine extrusion, welded full length w/spray deflector

Gunnel, extruded w/SureMount & J-Hook systems

Corner caps, formed (stern)

Paint process, baked Armor-Guard

Cleats, black composite (4)

Reboarding ladder

Eyes, stainless steel (bow & stern)

## TRAILER

Basic 1500LB Bunk Painted Black Trailer

## Options

### CONSOLE/INSTRUMENTATION

Horn

## FLOORING

Vinyl floor, cockpit

Vinyl floor, cockpit & decks

## SEATING

Seat slider, helm

Seat, butt, removable w/adjustable pedestal

Seat, Deluxe w/pedestal (each additional)

Seat, Deluxe w/pedestal (Mossy Oak Shadowgrass, each additional)

## ACCESSORIES

Battery charger, 1 bank

Battery charger, 2 bank

Bilge pump (automatic)

Cargo netting (port & starboard, bow)

Fire extinguisher

Fuel tank, portable, 6.6 gallons

Livewell light

Rod holder extension

Rod holder w/side mount for SureMount bracket (bracket not included)

Stereo, Boss w/Bluetooth, USB charging & 2 Jensen speakers

SureMount accessory bag (no bracket required)

SureMount accessory mounting bracket, each

SureMount cutting station (includes SureMount downrigger bracket)

SureMount drink holder (includes bracket)

SureMount fender holder (no bracket required)

SureMount tackle bag (no bracket required)

SureMount tool holder (includes bracket)

Trolling motor plug and harness (bow)

Trolling motor plug and harness (stern)

## CANVAS

Cover, custom travel black, J-Hook

## DEPTH/FISHFINDER

Lowrance Hook2 4X Console

Lowrance Hook2 5" Console

Humminbird Piranhamax 197c Console

## TILLER OPTIONS

Big Tiller Handle (for 40, 50, 60 HP ELPT engines)

Big Tiller Handle, trim limit (required w/Big Tiller handle)

Big Tiller LED light

Big Tiller RPM adjuster

Foot trim

## TROLLING MOTORS

MinnKota 55PD/V2/54"/12V

Motor Guide X3 45LB 50"

## TRAILERS

Basic 1500LB Bunk Galvanized Trailer

Basic 1500LB Bunk Painted Black Trailer

Basic 1500LB Roller Galvanized Trailer

Basic 1500LB Roller Painted Black Trailer

Load Guides Galvanized

Load Guides Painted Black

Premium 1500LB Bunk Galvanized Trailer

Premium 1500LB Bunk Painted Black Trailer

Premium 1500LB Roller Galvanized Trailer

Premium 1500LB Roller Painted Black Trailer

Spare Tire w/Bracket Galvanized

Spare Tire w/Bracket Painted

Tie down, ratcheting mounted pair

## ENGINES

Mercury 25ELH EFI FourStroke

Mercury 25ELHPT EFI FourStroke

Mercury 30ELH GA EFI FourStroke

Mercury 30ELHPT EFI FourStroke

Mercury 40ELH GA EFI FourStroke

Mercury 40ELHPT EFI FourStroke

Mercury 40ELPT EFI FourStroke (includes Big Tiller handle)

Mercury 50ELHPT EFI FourStroke

Mercury 50ELHPT Command Thrust w/Big Tiller Handle

Mercury 50ELPT EFI FourStroke (includes Big Tiller handle)

Mercury 60ELHPT EFI FourStroke

Mercury 60ELHPT Command Thrust w/Big Tiller Handle

Mercury 60ELPT EFI FourStroke (includes Big Tiller handle)

## Packages

### ENVIRONMENTAL PROTECTION PACKAGE

Wood-free transom

Stainless steel compression latches

Galvanically isolated hardware

Coated pedestal bases